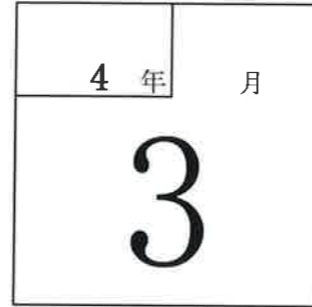


試算表送付のご案内

（有）しえあーど 御中

拝啓 貴社益々のご清栄のこととお喜び申し上げます。
さて、試算表を同封しましたのでご検討ください。敬具

記



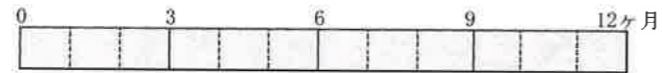
◎売上

| | | (前年) | (対比) | |
|------|------------|------------|---------|--|
| 当月 | 24,810 千円 | 21,690 千円 | 114.4 % | |
| 当期累計 | 263,093 千円 | 239,094 千円 | 110.0 % | |

◎利益

| | | (前年) | |
|------|------------|-------------|--|
| 当月 | ▲ 1,439 千円 | ▲ 1,031 千円 | |
| 当期累計 | ▲ 4,144 千円 | ▲ 10,953 千円 | |

経過月数



売上達成率

(前期年額=100%)



令和4年4月20日

合計残高試算表（貸借対照表）

令和 4年 3月31日 現在

0181 有限会社 しえあーど

| 勘定科目 | | 前月残高 | 借方 | 貸方 | 当月残高 | 構成比 |
|---------------|--------------------|-------------------|-------------------|--------------------|-------------------|-------------|
| 流動資産 | 現金 | 237,101 | 427,955 | 297,820 | 367,236 | 0.3 |
| | 鴻池現金 | 57,080 | 30,000 | 37,119 | 49,961 | 0.0 |
| | きつず現金 | 112,378 | 287,714 | 292,663 | 107,429 | 0.1 |
| | (現金) | 406,559 | 745,669 | 627,602 | 524,626 | 0.4 |
| | 郵便貯金 2 | 1,764,429 | 15,000,000 | 13,335,938 | 3,428,491 | 2.4 |
| | 郵便貯金 | 2,196,907 | 292,496 | 18,692 | 2,470,711 | 1.8 |
| | 尼信普通 | 24,238,989 | 21,913,434 | 28,558,866 | 17,593,557 | 12.5 |
| | 尼信普通 2 | 25 | | | 25 | 0.0 |
| | (流動性預金) | 28,200,350 | 37,205,930 | 41,913,496 | 23,492,784 | 16.7 |
| | 定期預金 | 1,000,000 | | | 1,000,000 | 0.7 |
| | (固定性預金) | 1,000,000 | | | 1,000,000 | 0.7 |
| | (預金) | 29,200,350 | 37,205,930 | 41,913,496 | 24,492,784 | 17.4 |
| | [現金預金] | 29,606,909 | 37,951,599 | 42,541,098 | 25,017,410 | 17.7 |
| | 売掛金 | 43,791,507 | 24,561,009 | 22,025,208 | 46,327,308 | 32.9 |
| | [営業債権] | 43,791,507 | 24,561,009 | 22,025,208 | 46,327,308 | 32.9 |
| | 短期貸付金 | 420,000 | | 20,000 | 400,000 | 0.3 |
| | 仮払金 | 162,438 | | 34,248 | 128,190 | 0.1 |
| | 未収入金 | 167,500 | | | 167,500 | 0.1 |
| | [その他流動資産] | 749,938 | | 54,248 | 695,690 | 0.5 |
| | 【流動資産】 | 74,148,354 | 62,512,608 | 64,620,554 | 72,040,408 | 51.1 |
| 固定資産 | 建物 | 34,945,877 | | | 34,945,877 | 24.8 |
| | 建物附属設備 | 3,982,289 | | | 3,982,289 | 2.8 |
| | 構築物 | 1 | | | 1 | 0.0 |
| | 車両運搬具 | 2,281,875 | | | 2,281,875 | 1.6 |
| | 工具器具備品 | 583,724 | | | 583,724 | 0.4 |
| | 減価償却累計額 | 3,594,800 | | 326,800 | 3,921,600 | 2.8 |
| | [有形固定資産] | 38,198,966 | | 326,800 | 37,872,166 | 26.9 |
| | ソフトウェア | 25,200 | | | 25,200 | 0.0 |
| | [無形固定資産] | 25,200 | | | 25,200 | 0.0 |
| | 出資金 | 100,000 | | | 100,000 | 0.1 |
| | 敷金 | 12,316,540 | | | 12,316,540 | 8.7 |
| | 建築協力金 | 18,644,640 | | 55,490 | 18,589,150 | 13.2 |
| [投資その他の資産] | 31,061,180 | | 55,490 | 31,005,690 | 22.0 | |
| 【固定資産】 | 69,285,346 | | 382,290 | 68,903,056 | 48.9 | |
| 【資産の部】 | 143,433,700 | 62,512,608 | 65,002,844 | 140,943,464 | 100.0 | |

| 勘定科目 | | 前月残高 | 借方 | 貸方 | 当月残高 | 構成比 |
|-------------------|--------------------|-------------------|-------------------|--------------------|-------------------|-------------|
| 負債の部 | 未払金 | 18,107,772 | 14,172,924 | 15,393,674 | 19,328,522 | 13.7 |
| | 預り金 | 885,644 | 900,244 | 2,286,049 | 2,271,449 | 1.6 |
| | 賞与引当金 | 3,000,000 | 4,000,000 | 1,000,000 | | |
| | 【流動負債】 | 21,993,416 | 19,073,168 | 18,679,723 | 21,599,971 | 15.3 |
| | 長期借入金 | 54,065,000 | 658,000 | | 53,407,000 | 37.9 |
| 【固定負債】 | 54,065,000 | 658,000 | | 53,407,000 | 37.9 | |
| 【負債の部】 | 76,058,416 | 19,731,168 | 18,679,723 | 75,006,971 | 53.2 | |
| 純資産の部 | 資本金 | 3,000,000 | | | 3,000,000 | 2.1 |
| | 利益準備金 | 750,000 | | | 750,000 | 0.5 |
| | 【繰越利益剰余金】 | 63,625,284 | 1,438,791 | | 62,186,493 | 44.1 |
| | (当期純損益金額) | ▲2,704,975 | 1,438,791 | | ▲4,143,766 | ▲2.9 |
| | (その他利益剰余金) | 63,625,284 | 1,438,791 | | 62,186,493 | 44.1 |
| | [利益剰余金] | 64,375,284 | 1,438,791 | | 62,936,493 | 44.7 |
| | 【株主資本】 | 67,375,284 | 1,438,791 | | 65,936,493 | 46.8 |
| 【純資産の部】 | 67,375,284 | 1,438,791 | | 65,936,493 | 46.8 | |
| 【負債・純資産の部】 | 143,433,700 | 21,169,959 | 18,679,723 | 140,943,464 | 100.0 | |

合計残高試算表（損益計算書）

自 令和 3年 4月 1日 至 令和 4年 3月31日

0181 有限会社 しえあーど

| 勘 定 科 目 | | 前 月 残 高 | 借 方 | 貸 方 | 当 月 残 高 | 構 成 比 | |
|-------------------------|--|-------------|------------|-------------|-------------|-------------|------|
| 純 売 上 高 | 障 害 福 祉 収 入 | 158,751,035 | | 15,850,169 | 174,601,204 | 66.4 | |
| | 介 護 収 入 | 77,168,099 | | 8,710,840 | 85,878,939 | 32.6 | |
| | そ の 他 収 入 | 1,702,500 | | 150,000 | 1,852,500 | 0.7 | |
| | カ フ ェ 売 上 | 661,088 | | 98,807 | 759,895 | 0.3 | |
| | (純 売 上 高) | 238,282,722 | | 24,809,816 | 263,092,538 | 100.0 | |
| | カ フ ェ 仕 入 | 472,676 | 92,126 | | 564,802 | 0.2 | |
| | (売 上 原 価) | 472,676 | 92,126 | | 564,802 | 0.2 | |
| | [売 上 総 損 益 金 額] | 237,810,046 | 24,717,690 | | 262,527,736 | 99.8 | |
| | 営 業 費 及 び 一 般 管 理 費 | 給 与 手 当 | 98,704,904 | 8,908,790 | | 107,613,694 | 40.9 |
| | | 雑 給 | 60,431,102 | 6,484,884 | | 66,915,986 | 25.4 |
| 賞 与 | | 13,159,100 | 6,925,000 | | 20,084,100 | 7.6 | |
| 退 職 金 | | | 289,200 | | 289,200 | 0.1 | |
| 賞 与 引 当 金 繰 入 | | 3,000,000 | 1,000,000 | 4,000,000 | | | |
| 法 定 福 利 費 | | 26,198,582 | 3,890,091 | 1,956,851 | 28,131,822 | 10.7 | |
| 福 利 厚 生 費 | | 2,713,400 | 233,413 | | 2,946,813 | 1.1 | |
| リ ー ス 料 | | 618,970 | 129,910 | | 748,880 | 0.3 | |
| 旅 費 交 通 費 | | 1,025,031 | 144,140 | | 1,169,171 | 0.4 | |
| 通 信 費 | | 1,405,170 | 213,872 | 84 | 1,618,958 | 0.6 | |
| 損 益 | 交 際 費 | 192,736 | 26,109 | | 218,845 | 0.1 | |
| | 減 価 償 却 費 | 3,594,800 | 326,800 | | 3,921,600 | 1.5 | |
| | 賃 借 料 | 12,854,207 | 1,279,127 | 89,000 | 14,044,334 | 5.3 | |
| | 保 険 料 | 2,261,840 | 403,247 | | 2,665,087 | 1.0 | |
| | 修 繕 費 | 1,320,156 | 500,400 | | 1,820,556 | 0.7 | |
| | 水 道 光 熱 費 | 2,830,185 | 427,225 | | 3,257,410 | 1.2 | |
| | 燃 料 費 | 1,696,914 | 180,923 | | 1,877,837 | 0.7 | |
| | 消 耗 品 費 | 9,923,133 | 562,088 | | 10,485,221 | 4.0 | |
| | 租 税 公 課 | 576,300 | | | 576,300 | 0.2 | |
| | 事 務 用 品 費 | 341,678 | 10,454 | | 352,132 | 0.1 | |
| 支 払 利 息 割 引 料 | 152,780 | | | 152,780 | 0.1 | | |
| 支 払 手 数 料 | 1,298,000 | | | 1,298,000 | 0.5 | | |
| 諸 会 費 | 64,608 | 5,152 | | 69,760 | 0.0 | | |
| 新 聞 図 書 費 | 100,057 | 8,195 | | 108,252 | 0.0 | | |
| 研 修 費 | 128,534 | | | 128,534 | 0.0 | | |
| 雑 費 | 3,262,012 | 257,607 | | 3,519,619 | 1.3 | | |
| [販 売 費 及 び 一 般 管 理 費] | 247,854,199 | 26,160,692 | | 274,014,891 | 104.2 | | |
| 【 営 業 損 益 金 額 】 | ▲10,044,153 | | 1,443,002 | ▲11,487,155 | ▲4.4 | | |
| 営 業 外 損 益 | 受 取 利 息 | 684 | | | 684 | 0.0 | |
| | 受 取 配 当 金 | 3,979 | | | 3,979 | 0.0 | |
| | 雑 収 入 | 7,853,734 | | 37,500 | 7,891,234 | 3.0 | |
| | [営 業 外 収 益] | 7,858,397 | | 37,500 | 7,895,897 | 3.0 | |
| | 支 払 利 息 割 引 料 | 519,219 | 33,289 | | 552,508 | 0.2 | |
| | [営 業 外 費 用] | 519,219 | 33,289 | | 552,508 | 0.2 | |
| 【 営 業 外 損 益 】 | 7,339,178 | 4,211 | | 7,343,389 | 2.8 | | |
| 【 経 常 損 益 金 額 】 | ▲2,704,975 | | 1,438,791 | ▲4,143,766 | ▲1.6 | | |
| 【 税 引 前 当 期 純 損 益 金 額 】 | ▲2,704,975 | | 1,438,791 | ▲4,143,766 | ▲1.6 | | |
| 【 当 期 純 損 益 金 額 】 | ▲2,704,975 | | 1,438,791 | ▲4,143,766 | ▲1.6 | | |
| 【 合 計 】 | | 32,332,042 | 32,332,042 | | | | |

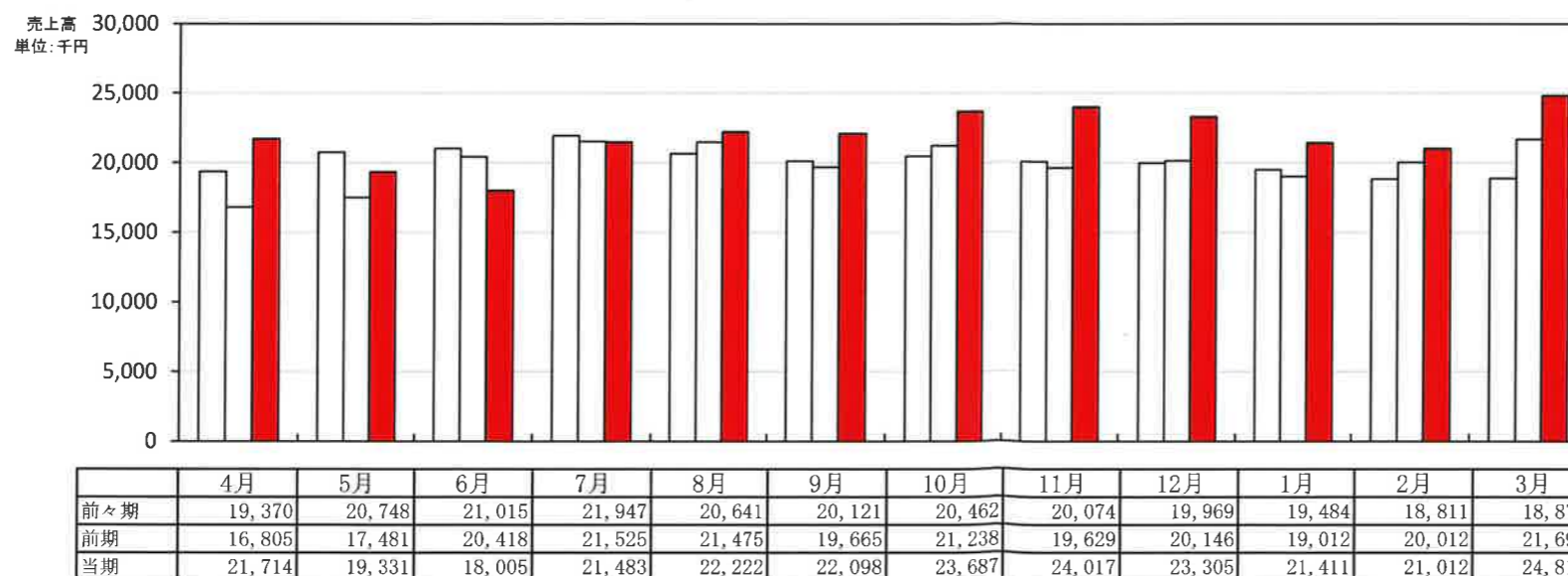
月次損益計算書兼月次売上実績グラフ

1 損益の推移および前年同月との比較表 0181 有限会社 しえあーど

単位 千円

| 科 目 | 前 期 月 平 均 | | 4 | 5 | 6 | 7 | 8 | 9 | 10 | 11 | 12 | 1 | 2 | 3 | 当 期 累 計 | | 前 年 同 月 累 計 | | A/B |
|------------|-----------|-------|--------|--------|--------|--------|--------|--------|--------|--------|--------|--------|--------|--------|---------|---------|-------------|---------|-------|
| | 金 額 | 構 成 比 | 月 実 績 | 月 実 績 | 月 実 績 | 月 実 績 | 月 実 績 | 月 実 績 | 月 実 績 | 月 実 績 | 月 実 績 | 月 実 績 | 月 実 績 | 月 実 績 | 月 実 績 | 金 額 (A) | 構 成 比 | 金 額 (B) | |
| 売上高 | | | | | | | | | | | | | | | | | | | |
| 障害収入 | 13,257 | 66.5 | 15,093 | 13,122 | 12,278 | 15,261 | 14,864 | 14,359 | 15,396 | 15,566 | 15,292 | 14,315 | 13,205 | 15,850 | 174,601 | 66.4 | 159,082 | 66.5 | 109.8 |
| 介護収入 | 6,458 | 32.4 | 6,436 | 6,007 | 5,565 | 6,066 | 7,190 | 7,449 | 8,020 | 8,235 | 7,707 | 7,017 | 7,477 | 8,711 | 85,879 | 32.6 | 77,491 | 32.4 | 110.8 |
| その他収入 | 209 | 1.0 | 185 | 202 | 162 | 156 | 168 | 289 | 272 | 215 | 306 | 79 | 330 | 249 | 2,612 | 1.0 | 2,521 | 1.1 | 103.6 |
| 売上高計 | 19,923 | 100.0 | 21,714 | 19,331 | 18,005 | 21,483 | 22,222 | 22,098 | 23,687 | 24,017 | 23,305 | 21,411 | 21,012 | 24,810 | 263,093 | 100.0 | 239,094 | 100.0 | 110.0 |
| 前期売上高 | 20,114 | 100.0 | 16,805 | 17,481 | 20,418 | 21,525 | 21,475 | 19,665 | 21,238 | 19,629 | 20,146 | 19,012 | 20,012 | 21,690 | 239,094 | 100.0 | 241,514 | 100.0 | 99.0 |
| 売上原価 | | | | | | | | | | | | | | | | | | | |
| 期首棚卸高 | | | | | | | | | | | | | | | | | | | |
| 仕入高 | | | 3 | 3 | 35 | 5 | 48 | 47 | 40 | 47 | 61 | | 184 | 92 | 565 | 0.2 | | | |
| 期末棚卸高 | | | | | | | | | | | | | | | | | | | |
| 売上原価計 | | | 3 | 3 | 35 | 5 | 48 | 47 | 40 | 47 | 61 | | 184 | 92 | 565 | 0.2 | | | |
| 売上総利益 | 19,923 | 100.0 | 21,711 | 19,328 | 17,970 | 21,478 | 22,174 | 22,050 | 23,647 | 23,969 | 23,244 | 21,411 | 20,828 | 24,718 | 262,528 | 99.8 | 239,094 | 100.0 | 109.8 |
| 前期売上総利益 | 20,114 | 100.0 | 16,805 | 17,481 | 20,418 | 21,525 | 21,475 | 19,665 | 21,238 | 19,629 | 20,146 | 19,012 | 20,012 | 21,690 | 239,094 | 100.0 | 241,514 | 100.0 | 99.0 |
| 販売費一般管理費 | | | | | | | | | | | | | | | | | | | |
| 給与・雑給 | 14,695 | 73.8 | 14,333 | 14,254 | 14,753 | 21,129 | 14,987 | 14,973 | 14,570 | 14,278 | 20,629 | 14,216 | 14,173 | 22,608 | 194,903 | 74.1 | 176,345 | 73.8 | 110.5 |
| その他の人件費 | 2,384 | 12.0 | 2,075 | 2,823 | 2,317 | 2,127 | 2,122 | 3,943 | 2,156 | 2,850 | 2,252 | 3,356 | 2,891 | 2,167 | 31,079 | 11.8 | 28,225 | 11.8 | 110.1 |
| 通信・交通費 | 180 | 0.9 | 236 | 194 | 199 | 164 | 256 | 196 | 188 | 299 | 205 | 280 | 213 | 358 | 2,788 | 1.1 | 2,250 | 0.9 | 123.9 |
| 保険料 | 275 | 1.4 | 630 | | 923 | | 229 | | | 63 | | | 417 | 403 | 2,665 | 1.0 | 3,301 | 1.4 | 80.7 |
| 水道光熱費 | 210 | 1.1 | 215 | 289 | 166 | 233 | 186 | 285 | 186 | 278 | 234 | 354 | 404 | 427 | 3,257 | 1.2 | 2,458 | 1.0 | 132.5 |
| 消耗品費 | 1,065 | 5.3 | 993 | 641 | 635 | 400 | 823 | 1,149 | 1,231 | 1,147 | 1,409 | 736 | 759 | 562 | 10,485 | 4.0 | 12,921 | 5.4 | 81.1 |
| 雑費その他 | 2,479 | 12.4 | 3,504 | 4,046 | 3,300 | 34 | 3,233 | 3,069 | 2,951 | 3,272 | ▲523 | 3,193 | 3,122 | ▲364 | 28,837 | 11.0 | 29,348 | 12.3 | 98.3 |
| 販管費計 | 21,289 | 106.9 | 21,987 | 22,248 | 22,293 | 24,087 | 21,836 | 23,614 | 21,282 | 22,187 | 24,205 | 22,135 | 21,980 | 26,161 | 274,015 | 104.2 | 254,847 | 106.6 | 107.5 |
| 営業損益 | ▲1,366 | ▲6.9 | ▲276 | ▲2,920 | ▲4,323 | ▲2,610 | 338 | ▲1,563 | 2,365 | 1,783 | ▲961 | ▲724 | ▲1,152 | ▲1,443 | ▲11,487 | ▲4.4 | ▲15,754 | ▲6.6 | 72.9 |
| 営業外収益計 | 556 | 2.8 | 0 | 2,834 | 5 | 5,001 | 0 | 0 | 0 | 18 | | | 0 | 38 | 7,896 | 3.0 | 6,672 | 2.8 | 118.3 |
| 支払利息・営業外費用 | 61 | 0.3 | 58 | 55 | 57 | 32 | 78 | 55 | 37 | 38 | 30 | 43 | 37 | 33 | 553 | 0.2 | 737 | 0.3 | 74.9 |
| 経常損益金額 | ▲871 | ▲4.4 | ▲334 | ▲141 | ▲4,375 | 2,359 | 260 | ▲1,618 | 2,329 | 1,762 | ▲991 | ▲768 | ▲1,189 | ▲1,439 | ▲4,144 | ▲1.6 | ▲9,819 | ▲4.1 | 42.2 |
| 前期経常損益金額 | ▲179 | ▲0.9 | ▲2,135 | ▲4,702 | ▲382 | 1,293 | 2,167 | ▲1,374 | 1,134 | ▲937 | ▲2,672 | ▲1,831 | 651 | ▲1,031 | ▲9,819 | ▲4.1 | ▲2,120 | ▲0.9 | 463.1 |
| 特別収益 | | | | | | | | | | | | | | | | | | | |
| 特別損失 | 95 | 0.5 | | | | | | | | | | | | | | | 1,135 | 0.5 | |
| 税引前当期純利益 | ▲965 | ▲4.8 | ▲334 | ▲141 | ▲4,375 | 2,359 | 260 | ▲1,618 | 2,329 | 1,762 | ▲991 | ▲768 | ▲1,189 | ▲1,439 | ▲4,144 | ▲1.6 | ▲10,953 | ▲4.6 | 37.8 |

2 月別売上実績グラフ



3 推定棚卸による利益の試算

単位 千円

| | |
|---------|------|
| 推定売上総利益 | %の場合 |
| 推定棚卸高 | |
| 売上総利益 | |
| 営業利益 | |
| 経常利益 | |

4 損益分岐点の計算

千円/年

| | |
|---------|---------|
| 売上高・年換算 | 263,093 |
| 固定費・年換算 | 274,015 |
| 変動費・年換算 | 565 |
| 固定費/売上高 | 104.2% |
| 変動費/売上高 | 0.2% |
| 損益分岐点 | 274,604 |

部門別損益計算書

0181 有限会社 しえあーど

自 令和 4年 3月 1日 至 令和 4年 3月31日
 単位： 円

| 勘定科目 | 科C | 総合計 | | 共通費 0 | | | 本部 1 | | | きつず 2 | | | カフェ 3 | | |
|--------------|-----|------------|-------|------------|-------|-------|------------|-------|--------|------------|-------|-------|----------|-------|-------|
| | | 金額 | 構成比 | 金額 | 構成比 | 部門比 | 金額 | 構成比 | 部門比 | 金額 | 構成比 | 部門比 | 金額 | 構成比 | 部門比 |
| 障害福祉収入 | 612 | 15,850,169 | 63.9 | | | | 13,000,978 | 100.0 | 82.0 | 2,849,191 | 24.6 | 18.0 | | | |
| 介護収入 | 613 | 8,710,840 | 35.1 | | | | | | | 8,710,840 | 75.4 | 100.0 | | | |
| その他収入 | 614 | 150,000 | 0.6 | 150,000 | 100.0 | 100.0 | | | | | | | | | |
| カフェ売上 | 615 | 98,807 | 0.4 | | | | | | | | | | 98,807 | 100.0 | 100.0 |
| [純売上高] | | 24,809,816 | 100.0 | 150,000 | 100.0 | 0.6 | 13,000,978 | 100.0 | 52.4 | 11,560,031 | 100.0 | 46.6 | 98,807 | 100.0 | 0.4 |
| カフェ仕入 | 712 | 92,126 | 0.4 | | | | | | | | | | 92,126 | 93.2 | 100.0 |
| [売上原価] | | 92,126 | 0.4 | | | | | | | | | | 92,126 | 93.2 | 100.0 |
| [売上総損益金額] | | 24,717,690 | 99.6 | 150,000 | 100.0 | 0.6 | 13,000,978 | 100.0 | 52.6 | 11,560,031 | 100.0 | 46.8 | 6,681 | 6.8 | 0.0 |
| 給与手当 | 832 | 8,908,790 | 35.9 | 900,000 | 600.0 | 10.1 | 3,368,389 | 25.9 | 37.8 | 4,640,401 | 40.1 | 52.1 | | | |
| 雑賞 | 833 | 6,484,884 | 26.1 | | | | 2,802,707 | 21.6 | 43.2 | 3,682,177 | 31.9 | 56.8 | | | |
| 賞与 | 834 | 6,925,000 | 27.9 | | | | 2,963,000 | 22.8 | 42.8 | 3,962,000 | 34.3 | 57.2 | | | |
| 退職金 | 835 | 289,200 | 1.2 | 289,200 | 192.8 | 100.0 | | | | | | | | | |
| 賞与引当金繰入 | 838 | ▲3,000,000 | ▲12.1 | ▲3,000,000 | ***.* | 100.0 | | | | | | | | | |
| 法定福利費 | 836 | 1,933,240 | 7.8 | 1,933,240 | ***.* | 100.0 | | | | | | | | | |
| 福利厚生費 | 837 | 233,413 | 0.9 | 230,066 | 153.4 | 98.6 | | | | 3,347 | 0.0 | 1.4 | | | |
| リース料 | 841 | 129,910 | 0.5 | 129,910 | 86.6 | 100.0 | | | | | | | | | |
| 旅費交通費 | 842 | 144,140 | 0.6 | 11,990 | 8.0 | 8.3 | 17,790 | 0.1 | 12.3 | 114,360 | 1.0 | 79.3 | | | |
| 通信費 | 843 | 213,788 | 0.9 | 20,212 | 13.5 | 9.5 | 27,025 | 0.2 | 12.6 | 166,551 | 1.4 | 77.9 | | | |
| 交際費 | 844 | 26,109 | 0.1 | 26,109 | 17.4 | 100.0 | | | | | | | | | |
| 減価償却費 | 845 | 326,800 | 1.3 | 326,800 | 217.9 | 100.0 | | | | | | | | | |
| 賃借料 | 846 | 1,190,127 | 4.8 | 342,817 | 228.5 | 28.8 | | | | 847,310 | 7.3 | 71.2 | | | |
| 保険料 | 847 | 403,247 | 1.6 | 374,827 | 249.9 | 93.0 | | | | 28,420 | 0.2 | 7.0 | | | |
| 修繕費 | 848 | 500,400 | 2.0 | 463,000 | 308.7 | 92.5 | 13,200 | 0.1 | 2.6 | 24,200 | 0.2 | 4.8 | | | |
| 水道光熱費 | 849 | 427,225 | 1.7 | | | | 212,342 | 1.6 | 49.7 | 214,883 | 1.9 | 50.3 | | | |
| 燃料費 | 851 | 180,923 | 0.7 | 170,288 | 113.5 | 94.1 | | | | 10,635 | 0.1 | 5.9 | | | |
| 消耗品費 | 852 | 562,088 | 2.3 | 402,690 | 268.5 | 71.6 | 73,890 | 0.6 | 13.1 | 81,320 | 0.7 | 14.5 | 4,188 | 4.2 | 0.7 |
| 事務用品費 | 856 | 10,454 | 0.0 | 10,454 | 7.0 | 100.0 | | | | | | | | | |
| 諸会費 | 859 | 5,152 | 0.0 | 5,152 | 3.4 | 100.0 | | | | | | | | | |
| 新聞図書費 | 861 | 8,195 | 0.0 | 3,630 | 2.4 | 44.3 | 4,565 | 0.0 | 55.7 | | | | | | |
| 雑費 | 869 | 257,607 | 1.0 | 244,290 | 162.9 | 94.8 | 8,227 | 0.1 | 3.2 | 1,390 | 0.0 | 0.5 | 3,700 | 3.7 | 1.4 |
| [販売費及び一般管理費] | | 26,160,692 | 105.4 | 2,884,675 | ***.* | 11.0 | 9,491,135 | 73.0 | 36.3 | 13,776,994 | 119.2 | 52.7 | 7,888 | 8.0 | 0.0 |
| 【営業損益金額】 | | ▲1,443,002 | ▲5.8 | ▲2,734,675 | ***.* | 189.5 | 3,509,843 | 27.0 | ▲243.2 | ▲2,216,963 | ▲19.2 | 153.6 | ▲1,207 | ▲1.2 | 0.1 |
| 雑収入 | 914 | 37,500 | 0.2 | 37,500 | 25.0 | 100.0 | | | | | | | | | |
| [営業外収益] | | 37,500 | 0.2 | 37,500 | 25.0 | 100.0 | | | | | | | | | |
| 支払利息割引料 | 921 | 33,289 | 0.1 | 33,289 | 22.2 | 100.0 | | | | | | | | | |
| [営業外費用] | | 33,289 | 0.1 | 33,289 | 22.2 | 100.0 | | | | | | | | | |
| 【経常損益金額】 | | ▲1,438,791 | ▲5.8 | ▲2,730,464 | ***.* | 189.8 | 3,509,843 | 27.0 | ▲243.9 | ▲2,216,963 | ▲19.2 | 154.1 | ▲1,207 | ▲1.2 | 0.1 |
| ※共通費配賦※ | | | | ▲2,730,464 | ***.* | | 1,445,328 | 11.1 | | 1,285,136 | 11.1 | | | | |
| 【配賦後経常損益金額】 | | ▲1,438,791 | ▲5.8 | | | | 2,064,515 | 15.9 | ▲143.5 | ▲3,502,099 | ▲30.3 | 243.4 | ▲1,207 | ▲1.2 | 0.1 |
| 【税引前当期純損益金額】 | | ▲1,438,791 | ▲5.8 | | | | 2,064,515 | 15.9 | ▲143.5 | ▲3,502,099 | ▲30.3 | 243.4 | ▲1,207 | ▲1.2 | 0.1 |
| 【当期純損益金額】 | | ▲1,438,791 | ▲5.8 | | | | 2,064,515 | 15.9 | ▲143.5 | ▲3,502,099 | ▲30.3 | 243.4 | ▲1,207 | ▲1.2 | 0.1 |

部門別損益計算書

0181 有限会社 しえあーど

自 令和 3年 4月 1日 至 令和 4年 3月31日
単位： 円

| 勘定科目 | 科C | 総合計 | | 共通費 0 | | | 本部 1 | | | きつず 2 | | | カフェ 3 | | |
|--------------|-----|-------------|-------|-------------|-------|-------|-------------|-------|--------|-------------|-------|-------|----------|-------|-------|
| | | 金額 | 構成比 | 金額 | 構成比 | 部門比 | 金額 | 構成比 | 部門比 | 金額 | 構成比 | 部門比 | 金額 | 構成比 | 部門比 |
| 障害福祉収入 | 612 | 174,601,204 | 66.4 | | | | 145,031,793 | 100.0 | 83.1 | 29,569,411 | 25.6 | 16.9 | | | |
| 介護収入 | 613 | 85,878,939 | 32.6 | | | | | | | 85,878,939 | 74.4 | 100.0 | | | |
| その他収入 | 614 | 1,852,500 | 0.7 | 1,852,500 | 100.0 | 100.0 | | | | | | | | | |
| カフェ売上 | 615 | 759,895 | 0.3 | | | | | | | | | | 759,895 | 100.0 | 100.0 |
| [純売上高] | | 263,092,538 | 100.0 | 1,852,500 | 100.0 | 0.7 | 145,031,793 | 100.0 | 55.1 | 115,448,350 | 100.0 | 43.9 | 759,895 | 100.0 | 0.3 |
| カフェ仕入 | 712 | 564,802 | 0.2 | | | | | | | | | | 564,802 | 74.3 | 100.0 |
| [売上原価] | | 564,802 | 0.2 | | | | | | | | | | 564,802 | 74.3 | 100.0 |
| [売上総損益金額] | | 262,527,736 | 99.8 | 1,852,500 | 100.0 | 0.7 | 145,031,793 | 100.0 | 55.2 | 115,448,350 | 100.0 | 44.0 | 195,093 | 25.7 | 0.1 |
| 給与手当 | 832 | 107,613,694 | 40.9 | 10,800,000 | 583.0 | 10.0 | 37,290,690 | 25.7 | 34.7 | 59,523,004 | 51.6 | 55.3 | | | |
| 雑賞 | 833 | 66,915,986 | 25.4 | | | | 29,246,957 | 20.2 | 43.7 | 37,669,029 | 32.6 | 56.3 | | | |
| 退職金 | 834 | 20,084,100 | 7.6 | | | | 8,236,100 | 5.7 | 41.0 | 11,848,000 | 10.3 | 59.0 | | | |
| 法定福利費 | 835 | 289,200 | 0.1 | 289,200 | 15.6 | 100.0 | | | | | | | | | |
| 福利厚生費 | 836 | 28,131,822 | 10.7 | 28,131,822 | ***.* | 100.0 | | | | | | | | | |
| リース料 | 837 | 2,946,813 | 1.1 | 2,917,997 | 157.5 | 99.0 | 2,048 | 0.0 | 0.1 | 26,768 | 0.0 | 0.9 | | | |
| 旅費交通費 | 841 | 748,880 | 0.3 | 734,690 | 39.7 | 98.1 | | | | 14,190 | 0.0 | 1.9 | | | |
| 通信費 | 842 | 1,169,171 | 0.4 | 88,050 | 4.8 | 7.5 | 159,940 | 0.1 | 13.7 | 917,821 | 0.8 | 78.5 | 3,360 | 0.4 | 0.3 |
| 交際費 | 843 | 1,618,958 | 0.6 | 215,058 | 11.6 | 13.3 | 303,713 | 0.2 | 18.8 | 1,096,797 | 1.0 | 67.7 | 3,390 | 0.4 | 0.2 |
| 減価償却費 | 844 | 218,845 | 0.1 | 215,545 | 11.6 | 98.5 | | | | 3,300 | 0.0 | 1.5 | | | |
| 賃借料 | 845 | 3,921,600 | 1.5 | 3,921,600 | 211.7 | 100.0 | | | | | | | | | |
| 保険料 | 846 | 14,044,334 | 5.3 | 3,872,654 | 209.1 | 27.6 | | | | 10,171,680 | 8.8 | 72.4 | | | |
| 修繕費 | 847 | 2,665,087 | 1.0 | 2,407,737 | 130.0 | 90.3 | | | | 257,350 | 0.2 | 9.7 | | | |
| 水道光熱費 | 848 | 1,820,556 | 0.7 | 1,230,398 | 66.4 | 67.6 | 245,132 | 0.2 | 13.5 | 290,400 | 0.3 | 16.0 | 54,626 | 7.2 | 3.0 |
| 燃料費 | 849 | 3,257,410 | 1.2 | | | | 1,826,680 | 1.3 | 56.1 | 1,430,730 | 1.2 | 43.9 | | | |
| 消耗品費 | 851 | 1,877,837 | 0.7 | 1,753,157 | 94.6 | 93.4 | 2,561 | 0.0 | 0.1 | 122,119 | 0.1 | 6.5 | | | |
| 租税公課 | 852 | 10,485,221 | 4.0 | 6,487,609 | 350.2 | 61.9 | 1,367,949 | 0.9 | 13.0 | 1,883,703 | 1.6 | 18.0 | 745,960 | 98.2 | 7.1 |
| 事務用品費 | 853 | 576,300 | 0.2 | 560,300 | 30.2 | 97.2 | | | | | | | 16,000 | 2.1 | 2.8 |
| 広告宣伝費 | 856 | 352,132 | 0.1 | 319,132 | 17.2 | 90.6 | | | | 33,000 | 0.0 | 9.4 | | | |
| 支払手数料 | 857 | 152,780 | 0.1 | 152,780 | 8.2 | 100.0 | | | | | | | | | |
| 諸会費 | 858 | 1,298,000 | 0.5 | 748,000 | 40.4 | 57.6 | 110,000 | 0.1 | 8.5 | 440,000 | 0.4 | 33.9 | | | |
| 新聞図書費 | 859 | 69,760 | 0.0 | 36,760 | 2.0 | 52.7 | | | | 33,000 | 0.0 | 47.3 | | | |
| 研修費 | 861 | 108,252 | 0.0 | 25,322 | 1.4 | 23.4 | 54,780 | 0.0 | 50.6 | 28,150 | 0.0 | 26.0 | | | |
| 雑費 | 865 | 128,534 | 0.0 | 84,000 | 4.5 | 65.4 | | | | 44,534 | 0.0 | 34.6 | | | |
| 雑費 | 869 | 3,519,619 | 1.3 | 3,324,790 | 179.5 | 94.5 | 116,579 | 0.1 | 3.3 | 22,947 | 0.0 | 0.7 | 55,303 | 7.3 | 1.6 |
| [販売費及び一般管理費] | | 274,014,891 | 104.2 | 68,316,601 | ***.* | 24.9 | 78,963,129 | 54.4 | 28.8 | 125,856,522 | 109.0 | 45.9 | 878,639 | 115.6 | 0.3 |
| 【営業損益金額】 | | ▲11,487,155 | ▲4.4 | ▲66,464,101 | ***.* | 578.6 | 66,068,664 | 45.6 | ▲575.2 | ▲10,408,172 | ▲9.0 | 90.6 | ▲683,546 | ▲90.0 | 6.0 |
| 受取利息 | 911 | 684 | 0.0 | 684 | 0.0 | 100.0 | | | | | | | | | |
| 受取配当金 | 912 | 3,979 | 0.0 | 3,979 | 0.2 | 100.0 | | | | | | | | | |
| 雑収入 | 914 | 7,891,234 | 3.0 | 7,890,234 | 425.9 | 100.0 | | | | 1,000 | 0.0 | 0.0 | | | |
| [営業外収益] | | 7,895,897 | 3.0 | 7,894,897 | 426.2 | 100.0 | | | | 1,000 | 0.0 | 0.0 | | | |
| 支払利息割引料 | 921 | 552,508 | 0.2 | 552,508 | 29.8 | 100.0 | | | | | | | | | |
| [営業外費用] | | 552,508 | 0.2 | 552,508 | 29.8 | 100.0 | | | | | | | | | |
| 【経常損益金額】 | | ▲4,143,766 | ▲1.6 | ▲59,121,712 | ***.* | ***.* | 66,068,664 | 45.6 | ***.* | ▲10,407,172 | ▲9.0 | 251.2 | ▲683,546 | ▲90.0 | 16.5 |
| ※共通費配賦※ | | | | ▲59,121,712 | ***.* | | 32,743,531 | 22.6 | | 26,378,181 | 22.8 | | | | |
| 【配賦後経常損益金額】 | | ▲4,143,766 | ▲1.6 | | | | 33,325,133 | 23.0 | ▲804.2 | ▲36,785,353 | ▲31.9 | 887.7 | ▲683,546 | ▲90.0 | 16.5 |
| 【税引前当期純損益金額】 | | ▲4,143,766 | ▲1.6 | | | | 33,325,133 | 23.0 | ▲804.2 | ▲36,785,353 | ▲31.9 | 887.7 | ▲683,546 | ▲90.0 | 16.5 |
| 【当期純損益金額】 | | ▲4,143,766 | ▲1.6 | | | | 33,325,133 | 23.0 | ▲804.2 | ▲36,785,353 | ▲31.9 | 887.7 | ▲683,546 | ▲90.0 | 16.5 |